



2023

COMMUNITY ASSESSMENT

FOR PORTAGE LA PRAIRIE

LAND ACKNOWLEDGMENT

The Community Foundation of Portage and District acknowledges that we live, work and serve on Treaty 1 Territory and that the land on which we gather is in the traditional territory of Anishinaabe, Cree, Ojibway, Oji-Cree, Dakota and Dene Peoples, and the homeland of the Red River Metis.

We respect the treaties that were made on these territories, we acknowledge the harms and the mistakes of the past, and we dedicate ourselves to move forward in partnership with Indigenous Communities in the spirit of reconciliation and collaboration.

This report is prepared for the sole use of The Community Foundation of Portage and District. No representations of any kind are made by Urban Systems Ltd. or its employees to any party with whom Urban Systems Ltd. does not have a contract. © 2023 URBANSYSTEMS®.

While the Information is considered to be true and correct at the date of publication, changes in circumstances after the time of publication may impact the accuracy of the Information. While the Information contained in this site has been presented with all due care, USL does not warrant or represent that the Information is free from errors or omission.

Cover Image source: Yvette Cuthbert




Image source: Yvette Cuthbert



CONTENTS

A Message from our Executive Director

Project Background	1
Key Findings	1
Opportunities for Improvement	4
Sustainable Development Goals	5
Our Community	7
Our Strengths	9
Our Challenges	10
Economics and Income	11
Arts and Culture	15
Education and Childcare	17
Environment	21
Health and Wellbeing	27
Recreation	33
Housing	35
Indigenous Reconciliation	39
Community Inclusion	41
Crime and Safety	45
Civic Engagement	47



Image source: John Nielsen



A MESSAGE FROM OUR EXECUTIVE DIRECTOR

The Community Foundation of Portage and District (CFPD) is a public foundation serving the charitable needs of donors and grant-seekers in the City and Rural Municipality of Portage la Prairie. In order to better understand the needs of our community now and into the future, CFPD – with the support of our partners in the community – has co-ordinated the preparation of this Community Assessment to provide a snapshot of the opportunities and challenges present in our community. The Community Assessment can also provide a benchmark by which we can measure our progress.

On behalf of the Board and Staff of the Community Foundation of Portage and District, we sincerely appreciate the time and effort of all community members involved in the preparation of this report as well as the efforts of everyone involved in making our community a better place to live, work and play, now and forever.

Kimberly Lavallee
Executive Director

PROJECT BACKGROUND

The Community Foundation of Portage and District is a public foundation serving the charitable needs of donors and grant-seekers alike in the City and RM of Portage la Prairie. The contributions of donors, from all walks of life, are pooled into permanent, income-earning Endowment Funds, which continue to grow in order to provide funding for local community priorities for many years to come.

To better understand and further the needs of the community, the Community Foundation of Portage and District, in partnership with the Portage la Prairie Regional Library and the Portage la Prairie Community Revitalization Corporation developed this community assessment. The purpose of the assessment was to use local knowledge to measure the vitality of the community and support action towards improving the collective quality of life. Local data was gathered through a variety of sources to support evidence-based, locally-relevant solutions to improve the quality of life at the community level.

KEY FINDINGS

A Community of Many Strengths

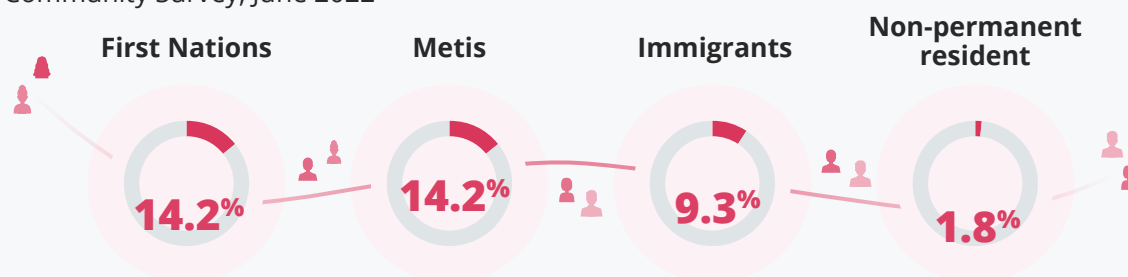
Community members and stakeholders identified many positive things to celebrate about Portage, including the community's cultural diversity. Indigenous culture is a key component of this. As of 2021, nearly a third of the City and one-fifth of the Rural Municipality's population identified as Indigenous. Of these, half of the City's Indigenous residents identified as First Nations and half as Metis. In 2019, the Portage Community Revitalization Corporation conducted an Urban Indigenous Study and collected responses from 386 First Nations and Metis residents living in or near the City. Three-quarters of these respondents felt that Portage was a welcoming and friendly city for Indigenous people, while 69 percent felt that relationships between Indigenous and non-Indigenous people in Portage were improving.

There are also many newcomers in Portage that add to the cultural diversity of the community. As of 2021, 11 percent of City residents were immigrants or non-permanent residents from many countries, including the Philippines, India, the United Kingdom, Nigeria, and Pakistan. In 2020, the Portage Local Immigration Partnership surveyed 67 newcomers about their experiences in Portage. Roughly 93 percent of these respondents said Portage provided educational opportunities for newcomers. One example is the Portage Learning and Literacy Centre (PLLC), a non-profit that provides settlement services, adult education, and language training for newcomers. These newcomers share their cultures and languages with the community, adding to the diversity of Portage.



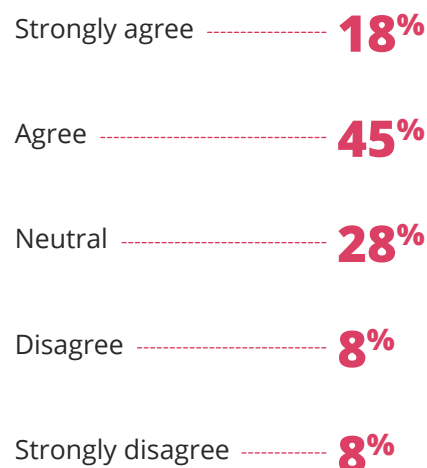
City of Portage la Prairie

Community Survey, June 2022



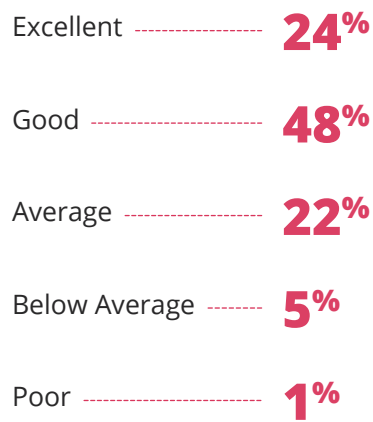
In June of 2022, a survey was conducted within Portage la Prairie from 695 respondents to gather the opinions of residents on topics related to their community. Residents indicated that they feel included in Portage and think that the strong sense of community is worth celebrating. In the survey, respondents were asked whether they agreed with the statement “I feel welcome and like I belong in Portage.” Over 62 percent of respondents said they agreed or strongly agreed with the sentiment, indicating a strong sense of community among residents. When asked what Portage should celebrate, one respondent said, “The people in the community and their caring thoughtful ways they demonstrate that they care and are willing to help other people in need.” Another said, “Portage is a wonderful caring community with many hard working residents.” A third respondent said “It’s a caring community. Lots of goodwill and volunteers.” Many stakeholders highlighted this strong sense of community among residents.

“**I feel welcome and like I belong in Portage.**”



Community Survey, June 2022

Perception of Parks and Green space



Community Survey, June 2022

Another strength that community members highlighted was Portage's natural environment and local parks. There are several parks in or near the City of Portage. These include Island Park (featuring Splash Island Waterpark), Rotary Republic Park, Beaver Stadium, Delta Beach Campground, Yellow Quill Provincial Park, and Portage Spillway Provincial Park. Community members rated these parks highly, with nearly a quarter of survey respondents saying they were excellent. Roughly half of respondents said they were good quality. Survey respondents were also asked to rank the best things about Portage. The third and fifth responses were parks and the natural environment. When asked for details, one person said, "Beautiful spaces... parks, green spaces, Crescent Lake." Another said, "Our beautiful lake and park."

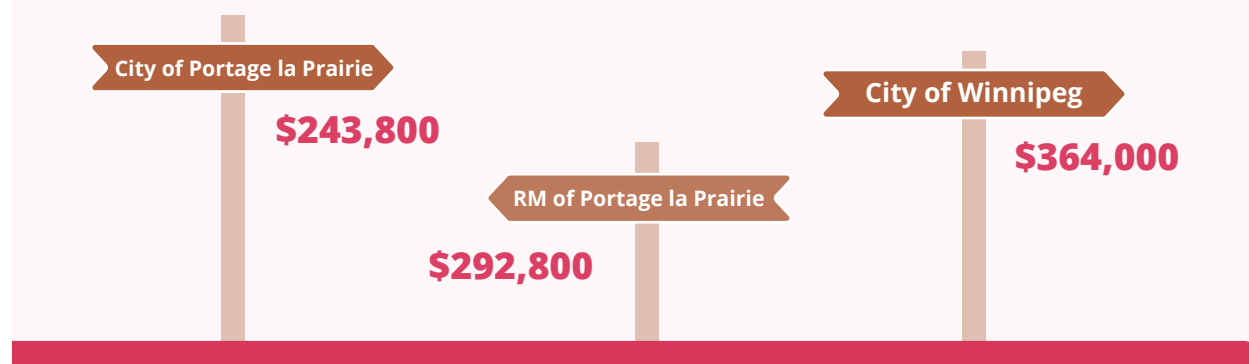


Image source: Yvette Cuthbert

Finally, residents also emphasized the relative affordability of Portage la Prairie compared to larger urban centres. As of 2021, the average value of residential dwellings was \$243,800 in the City and \$292,800 in the Rural Municipality. This is more affordable than the City of Winnipeg, where the average median dwelling was valued at \$364,000. Similarly, the average rent is more affordable in Portage than Winnipeg. In 2021, the average 2-bedroom apartment rented for \$1,049 in the City of Portage and \$1,317 in the City of Winnipeg. However, it is important to note that Portage was not affordable for all residents.

Average Value of Dwellings

Statistics Canada, 2021



OPPORTUNITIES FOR IMPROVEMENT

Community members were also asked to identify opportunities for improvement in Portage la Prairie. The region has a higher crime rate per capita than the province overall. The most common type of crimes were property crime violations and criminal code violations. In the community survey, more than half of respondents said they were very concerned about crime, while another third of respondents said they were somewhat concerned. Only 12 percent of respondents said they were unconcerned or neutral about crime in Portage. In the same survey, half of respondents also reported feeling somewhat unsafe or not safe at all in Portage. This suggests there is a need to enhance community safety in Portage.

Another challenge that community members identified is poverty. As of 2021, more than 15 percent of City residents, including nearly 22 percent of youth, were living in poverty based on the low-income measure after tax (LIM-AT). Within the RM, roughly 8 percent of residents were living in poverty. In the same year, 15 percent of survey respondents said they experienced food insecurity. More than 40 percent of survey respondents also said they always or often experience stress about their personal finance, while another 37 percent said they sometimes experience this stress. Addressing these challenges will be key to ensuring the long-term vitality of Portage la Prairie.



Image source: Yvette Cuthbert

UNITED NATIONS SUSTAINABLE DEVELOPMENT GOALS

The Sustainable Development Goals are a set of global goals developed by the United Nations that aim to address the major issues facing our world. Along with 192 other countries, Canada has pledged to support these goals, both at home and around the world. Each goal includes several targets and indicators. These goals and targets are incorporated throughout the community assessment to highlight how Portage can help address global challenges at a local scale.



THE GLOBAL GOALS



GOAL 1
End poverty in all its forms everywhere
Page: 11



GOAL 2
End hunger, achieve food security and improved nutrition and promote sustainable agriculture
Page: 27



GOAL 3
Ensure healthy lives and promote well-being for all at all ages
Page: 27



GOAL 4
Ensure inclusive and quality education for all and promote lifelong learning
Page: 15, 17




GOAL 5
Achieve gender equality and empower all women and girls
Page: 27, 47



GOAL 6
Ensure availability and sustainable management of water and sanitation for all



GOAL 7
Ensure access to affordable, reliable, sustainable and modern energy for all
Page: 21



GOAL 8
Promote inclusive and sustainable economic growth, employment and decent work for all
Page: 11



GOAL 9
Build resilient infrastructure, promote sustainable industrialization and foster innovation



GOAL 10

Reduce inequality within and among countries

Page: 11, 41



GOAL 11

Make cities inclusive, safe, resilient and sustainable

Page: 21, 35



GOAL 12

Ensure sustainable consumption and production patterns

Page: 21



GOAL 13

Take urgent action to combat climate change and its impacts

Page: 21



GOAL 14

Conserve and sustainably use the oceans, seas and marine resources



GOAL 15

Sustainably manage forests, combat desertification, halt and reverse land degradation, halt biodiversity loss

Page: 21



GOAL 16

Promote just, peaceful and inclusive societies

Page: 45, 47



GOAL 17

Revitalize the global partnership for sustainable development




Image source: Wiens



Image source: Yvette Cuthbert

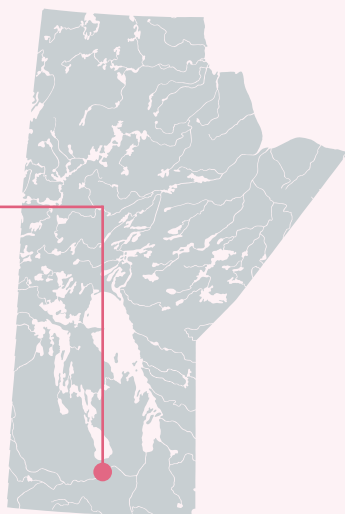
“
The people in the community and their caring thoughtful ways they demonstrate that they care and are willing to help other people in need.
 ”

Population

Statistics Canada, 2021

City
13,468

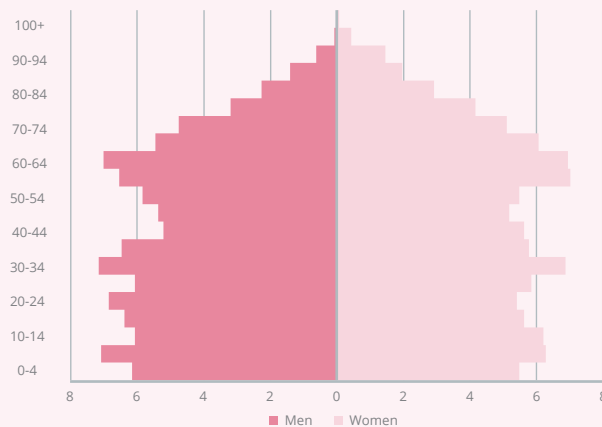
RM
7,064



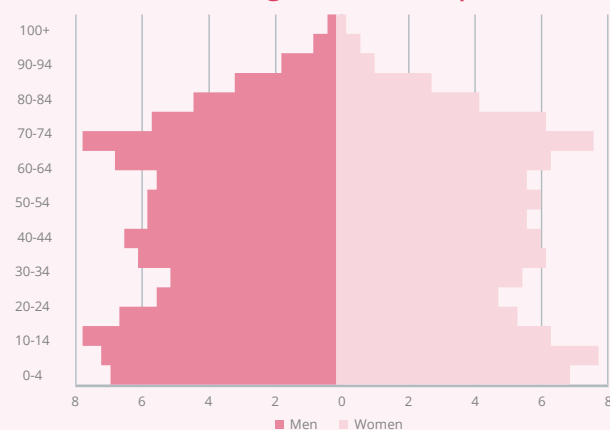
Age Distribution

Statistics Canada, 2021

City of Portage la Prairie Population

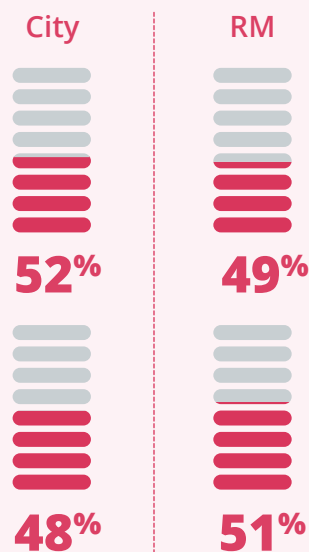


RM of Portage la Prairie Population



Gender

Statistics Canada, 2021



Slightly more women in the City, slightly more men in the RM

Seniors and aging (Residents over 65)

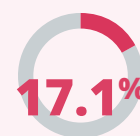
Statistics Canada, 2021



City of Portage la Prairie



RM of Portage la Prairie



Province of Manitoba

Marital status

Statistics Canada, 2021

City of Portage la Prairie

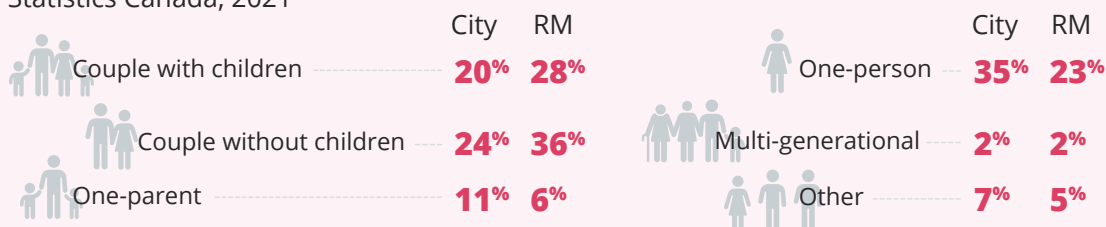
Married	42%
Living common law	9%
Not married or common law	49%

RM of Portage la Prairie

Married	57%
Living common law	9%
Not married or common law	34%

Household type

Statistics Canada, 2021



Religion

Statistics Canada, 2021

City of Portage la Prairie

Christian	52.7%	Sikh	1.2%
No religion and secular perspectives	42.3%	Muslim	0.6%
Hindu	1.7%	Other	1.5%

RM of Portage la Prairie

Christian	51.9%	Other	1.3%
No religion and secular perspectives	46.7%		

OUR STRENGTHS

The best things about Portage

Community Survey, June 2022



1. Friends and family



2. Affordability



3. Parks



4. Local businesses



5. Natural environment



6. Schools



7. Diversity of the community



8. Sports and recreation



9. Health services



10. Sense of belonging



Image source: Yvette Cuthbert

“

***We should celebrate
our City Council
and all the other
organizations
working so hard to
make Portage a good
place to live.***

”



Things to celebrate about Portage (by theme)

Community Survey, June 2022

- Cultural diversity
- Friendliness
- Natural environment
- Sense of community
- Local businesses
- Indigenous culture
- Local heritage
- Affordability
- Local parks
- Small town feel

“

When the community needs something, the people rise up to the challenge.”

OUR CHALLENGES

Most pressing challenges

Community Survey, June 2022



1. Alcohol and substance abuse



5. Housing



2. Safety and crime



6. Transportation



3. Poverty



7. Racism



4. Mental illness



8. Childcare



“
The people in the community and their caring thoughtful ways demonstrate that they care and are willing to help other people in need.
 ”

SUSTAINABLE DEVELOPMENT GOAL TARGETS

- | | | |
|---------------|-------------|---|
| TARGET | 1·2 | Reduce at least by half the proportion of men, women and children of all ages living in poverty in all its dimensions according to national definitions |
| TARGET | 8·3 | Promote development-oriented policies that support productive activities, decent job creation, entrepreneurship, creativity and innovation, and encourage the formalization and growth of micro-, small- and medium-sized enterprises, including through access to financial services |
| TARGET | 8·5 | Achieve full and productive employment and decent work for all women and men, including for young people and persons with disabilities, and equal pay for work of equal value |
| TARGET | 10·1 | Progressively achieve and sustain income growth of the bottom 40 per cent of the population at a rate higher than the national average |

Median total income among individuals

Statistics Canada, 2021

City of Portage la Prairie **\$39,600**

Men **\$44,800**

Women **\$36,000**

RM of Portage la Prairie **\$44,400**

Men **\$51,200**

Women **\$37,600**

TARGET 10+1

Median household total income

Statistics Canada, 2021

City of Portage la Prairie **\$90,000**

City of Portage la Prairie

Rural Municipality **\$102,000**

Rural Municipality

TARGET 10+1

Total income groups for individuals

Statistics Canada, 2021


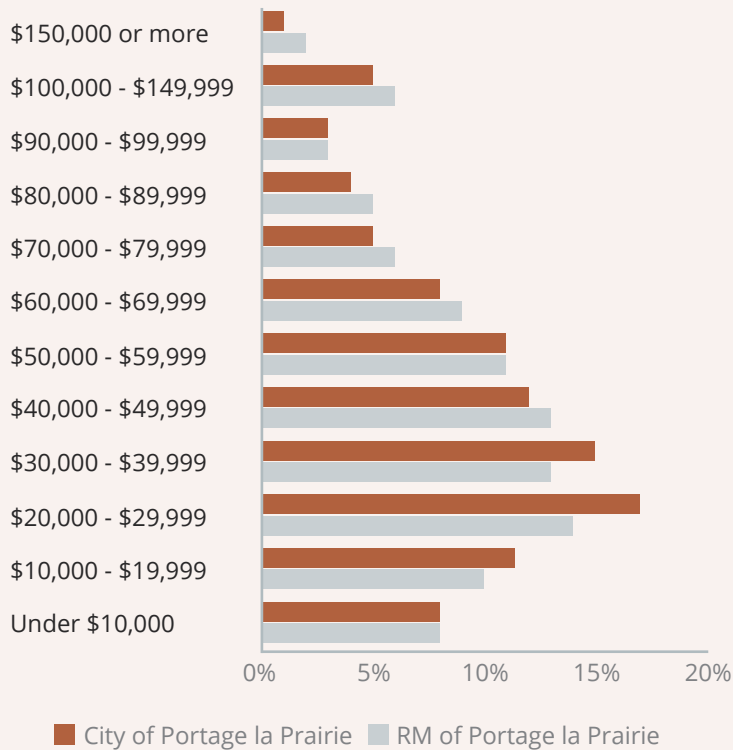
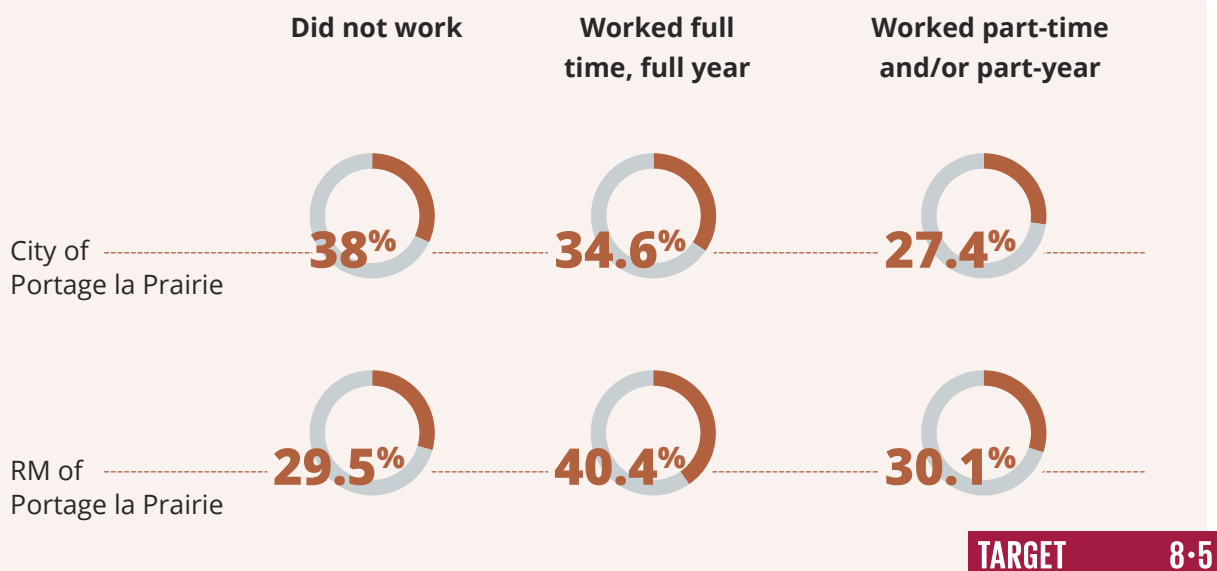


Image source: Yvette Cuthbert



Work activity

Statistics Canada, 2021



Unemployment status

Statistics Canada, 2021

City of Portage la Prairie



7%

RM of Portage la Prairie

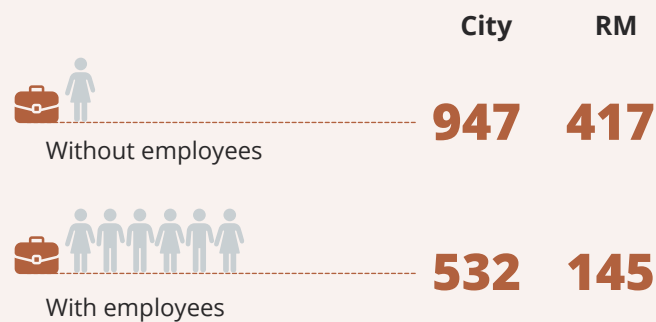


5.8%

TARGET 8.5

Number of businesses

Statistics Canada, 2021



TARGET 8.3

Sectors with most businesses

Statistics Canada, 2021



Agriculture, forestry, fishing, and hunting



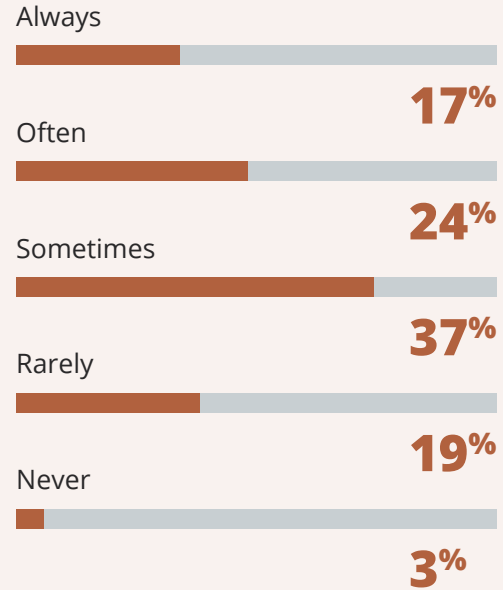
Construction



Real estate and rental and leasing

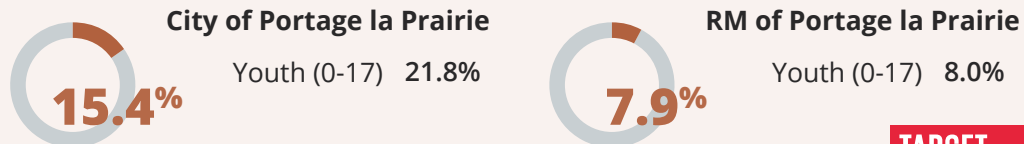
Stress about personal finance

Community Survey, June 2022



Prevalence of low-income

(based on Low-income measure, after tax) Statistics Canada, 2021



TARGET 1.2



Image source: Yvette Cuthbert



Image source: Yvette Cuthbert

SUSTAINABLE DEVELOPMENT GOAL TARGETS

TARGET

4-7

Ensure that all learners acquire the knowledge and skills needed to promote sustainable development, including, among others, through education for sustainable development and sustainable lifestyles, human rights, gender equality, promotion of a culture of peace and non-violence, global citizenship and appreciation of cultural diversity and of culture's contribution to sustainable development

Arts and cultural venues

Prairie Fusions Arts & Entertainment



Fort la Reine Museum



Boss Academy




Whoop and Holler Folk Fest



Arts and culture scene

Community Survey, June 2022

Excellent



Good

7%



Average

43%




38%

Below average



Poor

11%



2%

TARGET

4-7

Top barriers to attending arts and cultural events

Community Survey, June 2022



Scheduling conflicts



Unaware of events



Lack of time



Cost of events



No interest





SUSTAINABLE DEVELOPMENT GOAL TARGETS

- TARGET 4.2** Ensure that all girls and boys have access to quality early childhood development, care, and pre-primary education so that they are ready for primary education
- TARGET 4.3** Ensure equal access for all women and men to affordable and quality technical, vocational, and tertiary education, including university
- TARGET 4.4** Substantially increase the number of youth and adults who have relevant skills, including technical and vocational skills, for employment, decent jobs, and entrepreneurship
- TARGET 4.7** Ensure that all learners acquire the knowledge and skills needed to promote sustainable development, including, among others, through education for sustainable development and sustainable lifestyles, human rights, gender equality, promotion of a culture of peace and non-violence, global citizenship and appreciation of cultural diversity and of culture's contribution to sustainable development

Childcare arrangements

for respondents with child(ren)

Community Survey, June 2022

61%

Have childcare



39%

Do not have childcare

TARGET 4·2

Respondents reported having trouble finding

Community Survey, June 2022

1. Affordable care
2. Care that fits their work schedule
3. Before/after school care
4. Licensed/qualified care

Difficulties for parents finding a childcare arrangement

Statistics Canada, 2020

Manitoba | Yes, had trouble finding childcare

Among children using childcare



46%

Among children not using childcare



20%

Canada | Yes, had trouble finding childcare

Among children using childcare



36.6%

Among children not using childcare



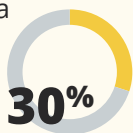
21.1%

Readiness for school learning

Southern Health-Santé Sud, 2019

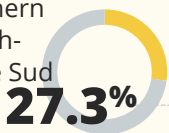
Data shows percentage of vulnerable children on the Early Development Instrument (EDI)

Manitoba



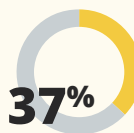
30%

Southern
Health-
Santé Sud



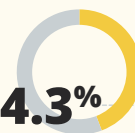
27.3%

Rural
Portage



37%

City of
Portage



44.3%

TARGET 4·2

Quality of education

Community Survey,
June 2022



Elementary years
and preschool

Excellent ----- **15%**
Good ----- **38%**
Average ----- **23%**



Elementary and
middle school

Excellent ----- **14%**
Good ----- **39%**
Average ----- **24%**



High school

Excellent ----- **10%**
Good ----- **30%**
Average ----- **25%**



Post-secondary

Excellent ----- **3%**
Good ----- **24%**
Average ----- **21%**

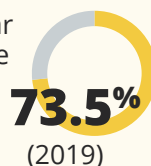
TARGET 4·3

High school graduation rates

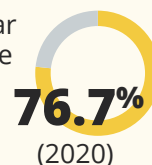
Province of Manitoba,
Education and Early Childhood Learning

Cohort: Grade 9 class of 2015

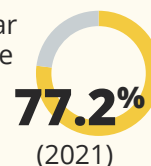
4
year
rate



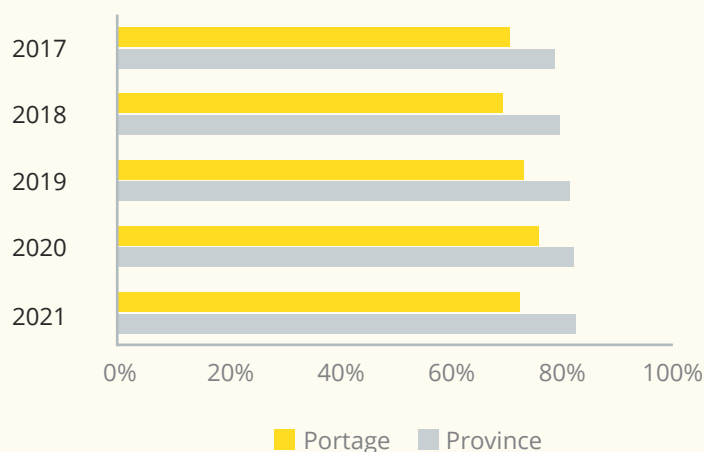
5
year
rate



6
year
rate



4 year "On Time" Graduation



TARGET 4·4

Local schools

- Red River College Polytech
- Assiniboine Community College – Portage Campus
- Portage Collegiate Institute

- École Arthur Meighen School
- École Crescentview School
- Fort la Reine School
- La Verendrye School

- North Memorial School
- Oakville School
- Yellowquill School
- Hutterian Schools

TARGET 4·3

Highest certificate, degree or diploma

Statistics Canada, 2021

City of Portage la Prairie


None	13.8%
High school diploma	32.9%
Trades certificate or diploma	8.9%
College certificate or diploma	24.1%
University degree	20.2%

RM of Portage la Prairie

None	13.3%
High school diploma	34.4%
Trades certificate or diploma	9.8%
College certificate or diploma	27.9%
University degree	14.8%

TARGET

4.4



Top fields of study

Statistics Canada, 2021

City of Portage la Prairie

1. Health and related fields
2. Business, management, and public administration
3. Architecture, engineering, and related trades
4. Education
5. Personal, protective, and transportation services

RM of Portage la Prairie

1. Architecture, engineering, and related trades
2. Health and related fields
3. Business, management and public administration
4. Agriculture, natural resources and conservation
5. Education

TARGET

4.7

SUSTAINABLE DEVELOPMENT GOAL TARGETS

TARGET	7·2	Increase substantially the share of renewable energy in the global energy mix
TARGET	11·2	Provide access to safe, affordable, accessible and sustainable transport systems for all, improving road safety, notably by expanding public transport, with special attention to the needs of those in vulnerable situations, women, children, persons with Disabilities and older persons
TARGET	11·5	Significantly reduce the number of deaths and the number of people affected and substantially decrease the direct economic losses relative to global gross domestic product caused by disasters, including water-related disasters, with a focus on protecting the poor and people in vulnerable situations
TARGET	11·6	Reduce the adverse per capita environmental impact of cities, including by paying special attention to air quality and municipal and other waste management
TARGET	11·7	Provide universal access to safe, inclusive and accessible, green and public spaces, in particular for women and children, older persons and persons with disabilities
TARGET	11·B	Substantially increase the number of cities and human settlements adopting and implementing integrated policies and plans towards inclusion, resource efficiency, mitigation and adaptation to climate change, resilience to disasters, and develop and implement, in line with the Sendai Framework for Disaster Risk Reduction 2015-2030, holistic disaster risk management at all levels
TARGET	12·5	Substantially reduce waste generation through prevention, reduction, recycling and reuse
TARGET	13·1	Strengthen resilience and adaptive capacity to climate-related hazards and natural disasters in all countries
TARGET	13·2	Integrate climate change measures into national policies, strategies and planning
TARGET	13·3	Improve education, awareness-raising and human and institutional capacity on climate change mitigation, adaptation, impact reduction and early warning
TARGET	15·5	Take urgent and significant action to reduce the degradation of natural habitats, halt the loss of biodiversity and, by 2020, protect and prevent the extinction of threatened species
TARGET	15·9	Integrate ecosystem and biodiversity values into national and local planning, development processes, poverty reduction strategies and accounts

Environment

Parks and recreational spaces

- Stride Place
- Island Park and Crescent Lake / Splash Island Waterpark
- Rotary Republic Park
- Beaver Stadium
- Delta Beach Campground
- Yellowquill Provincial Park
- Portage Spillway Provincial Park

TARGET 11·7

Perception of parks and greenspaces

Community Survey, June 2022



TARGET 15·5

TARGET 15·9

Length of active transportation trails

8km
Crescent Lake Pathway



2.5km
Fisher Avenue Path



4km
Koko Platz / Mellenville Trail System

14.5 kilometres of paved pathway

TARGET 11·2

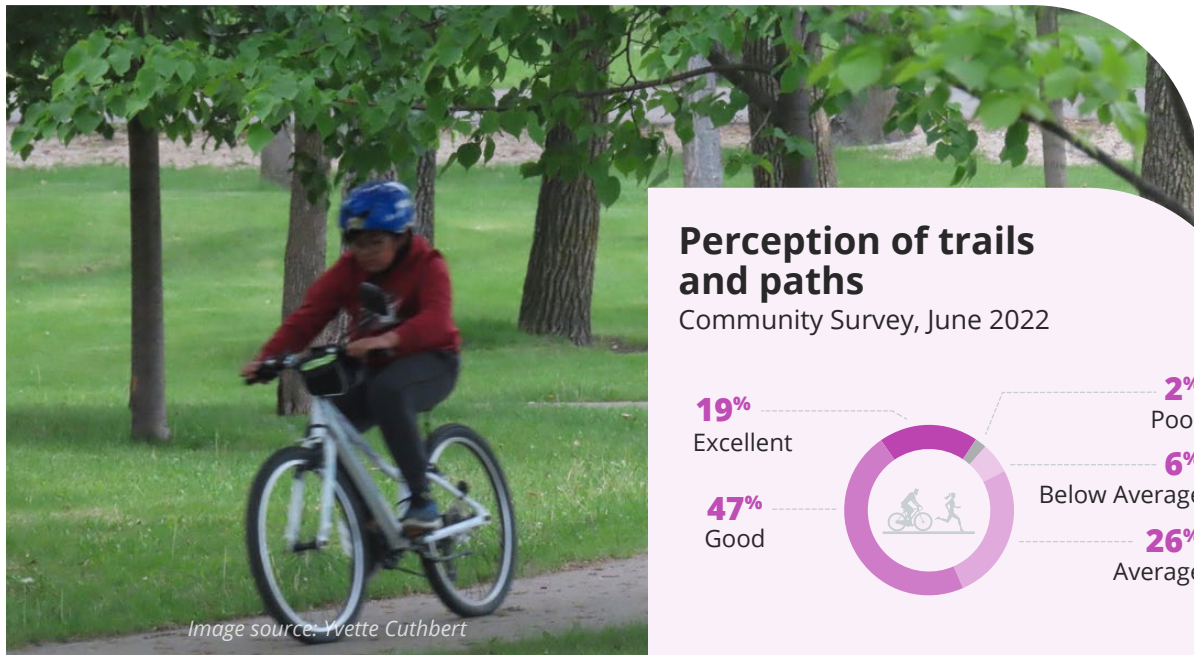
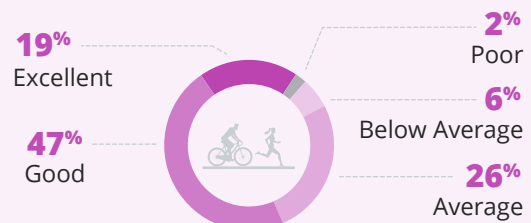


Image source: Yvette Cuthbert

Perception of trails and paths

Community Survey, June 2022



Portage la Prairie regional landfill

Portage la Prairie Landfill Authority, 2021

Solid waste

20.5 tonnes

Recyclable materials

49.7 tonnes diverted

TARGET

11.6

TARGET


12.5



Image source: Yvette Cuthbert

Commute to work

Statistics Canada, 2021



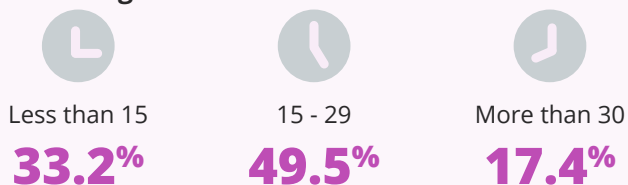
Duration of commute (minutes)

Statistics Canada, 2021

City of Portage la Prairie




RM of Portage la Prairie



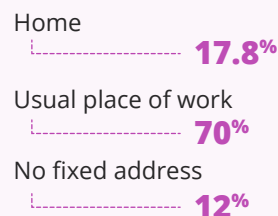
Place of work

Statistics Canada, 2021

City of Portage la Prairie



RM of Portage la Prairie



Priorities to improve transportation

Community Survey, June 2022

1. Develop public transit system
2. Improve sidewalks
3. Improve lighting
4. Promote biking and walking
5. Improve bike lanes
6. Expand Handi-Van services
7. Promote carpooling

Environmental and conservation participation

Community Survey, June 2022

1. Recycling materials
2. Reducing waste
3. Reusing materials
4. Buying local food
5. Conserving energy
6. Conserving water
7. Compost organic waste

Top environmental concerns

Community Survey, June 2022

Extreme weather events



Very concerned



Somewhat concerned

Landfill waste / litter



Very concerned



Somewhat concerned

Climate Change

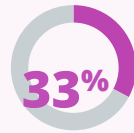


Very concerned



Somewhat concerned

Water pollution



Very concerned



Somewhat concerned

TARGET

11·5

TARGET

11·B

TARGET

13·1



Climate Change

Number of +30°C days

Climate Atlas of Canada, 2018



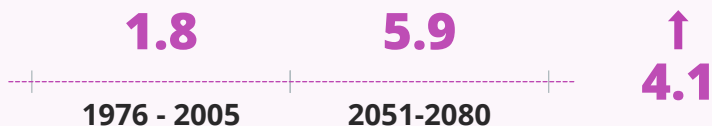
Average warmest maximum temperature

Climate Atlas of Canada, 2018




Number of heat waves

Climate Atlas of Canada, 2018



Annual mean temperature

Climate Atlas of Canada, 2018



Summer precipitation

Climate Atlas of Canada, 2018

1976 - 2005



2051 - 2080

208 mm

Frost free season

Climate Atlas of Canada, 2018

1976 - 2005

136.6 days



2051 - 2080

173.9 days

Number of -30 °C days

Climate Atlas of Canada, 2018

1976-2005 9.9 days

2051-2080 0.6 days

↓ 9.3 days




Image source: Yvette Cuthbert



Image source: Yvette Cuthbert

Number of winter days

Climate Atlas of Canada, 2018

1976-2005



77.2 days

2051-2080



40.0 days

↓ 37.2 days

Greenhouse gas emissions

Municipal Energy and Emissions Database, 2018

City of Portage la Prairie

138,100 tCO₂e
(tonnes of carbon dioxide)



10.4 tCO₂e
per capita

RM of Portage la Prairie

235,213 tCO₂e
(tonnes of carbon dioxide)



33.7 tCO₂e
per capita

TARGET

13·2

TARGET

13·3

Energy

Municipal Energy and Emissions Database, 2018

City of Portage la Prairie

Total annual energy consumption

2,731,397 GJ

Energy consumption per capita

205.3 GJ

RM of Portage la Prairie

Total annual energy consumption

4,181,898 GJ

Energy consumption per capita

599.6 GJ

TARGET

7·2



Image source: Yvette Cuthbert

SUSTAINABLE DEVELOPMENT GOAL TARGETS

- | | | |
|---------------|------------|--|
| TARGET | 2.1 | End hunger and ensure access by all people, in particular the poor and people in vulnerable situations, including infants, to safe, nutritious and sufficient food all year round |
| TARGET | 3.5 | Strengthen the prevention and treatment of substance abuse, including narcotic drug abuse and harmful use of alcohol |
| TARGET | 5.6 | Ensure universal access to sexual and reproductive health and reproductive rights as agreed in accordance with the Programme of Action of the International Conference on Population and Development and the Beijing Platform for Action and the outcome documents of their review conferences |

Inadequate prenatal care 2012-2017

Southern Health-Santé Sud, 2019

Manitoba

**10.8%**

City of Portage la Prairie

**9.1%**

Southern Health-Santé Sud

**9.4%**

Rural Portage

**14.3%****TARGET 5.6****Teen pregnancy**(rate per 1000),
2012-2017Southern Health-Santé
Sud, 2019

Manitoba

30Southern Health-
Santé Sud**21.9**

City of Portage

105

Rural Portage

78**Female life expectancy**

2012-2016

Southern Health-Santé
Sud, 2019**82.8**

Manitoba

83.9Southern Health-
Santé Sud**81.3**Rural
Portage**81.2**City of
Portage**Male life expectancy**

2012-2016

Southern Health-Santé
Sud, 2019**78.5**

Manitoba

79.4Southern Health-
Santé Sud**80.3**Rural
Portage**75.5**City of
Portage**Addiction rate /
substance use
disorders**

2010-2014

Southern Health-Santé
Sud, 2019Manitoba ----- **5.9%**Southern Health-
Santé Sud ----- **4.4%**City of Portage ----- **6.8%**Rural Portage ----- **5.6%****TARGET 3.5****Hypertension prevalence**

2012-2017

Southern Health-Santé Sud, 2019

Manitoba

**20.7%**Southern
Health-
Santé Sud**20.1%**Rural
Portage**19.9%**City of
Portage**19.6%**

0% 5% 10% 15% 20% 25%

Heart attack incidence rate

2012-2016

Southern Health-Santé Sud, 2019

3.2

| Manitoba

5.9

| Rural Portage

3.6

| Southern Health-Santé Sud

5.0

| City of Portage

Stroke rate

2012-2016

Southern Health-Santé Sud, 2019

2.5

| Manitoba

2.7

| Rural Portage

2.3

| Southern Health-Santé Sud

2.8

| City of Portage

Diabetes incidence

2014-2017

Southern Health-Santé Sud, 2019

0.80

| Manitoba

0.89

| City of Portage

0.66

| Southern Health-Santé Sud

1.14

| Rural Portage

Diabetes prevalence

2014-2017

Southern Health-Santé Sud, 2019

8.6

| Manitoba

8.8

| City of Portage

7.3

| Southern Health-Santé Sud

11.3

| Rural Portage

Mental health / mood and anxiety disorders

2010-2015

Southern Health-Santé Sud, 2019

23.3%

Manitoba

17.7%

Southern Health-Santé Sud

18.7%

City of Portage

15.9%

Rural Portage




Asthma prevalence for children

2015-2017

Southern Health-Santé Sud, 2019

Manitoba




Southern Health-Santé Sud



City of Portage



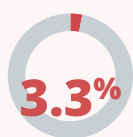
Rural Portage



Home care prevalence

2013-2015

Southern Health-Santé Sud, 2019



Manitoba



City of Portage



Southern Health-Santé Sud

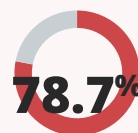


Rural Portage

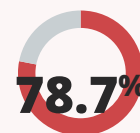
Use of physicians and nurse practitioners

2016-2017

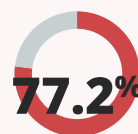
Southern Health-Santé Sud, 2019



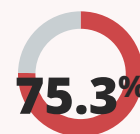
Manitoba



City of Portage



Southern Health-Santé Sud



Rural Portage

Have a family doctor

Community Survey, June 2022

Yes ----- 92%

No, currently looking ----- 6%

No, not looking ----- 2%

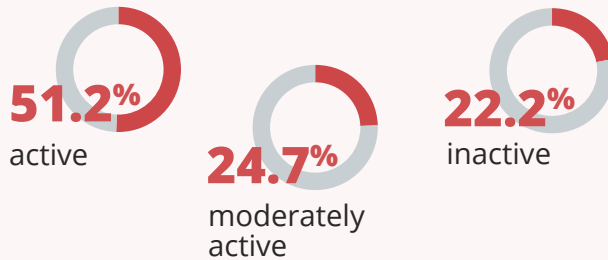


Physical activity

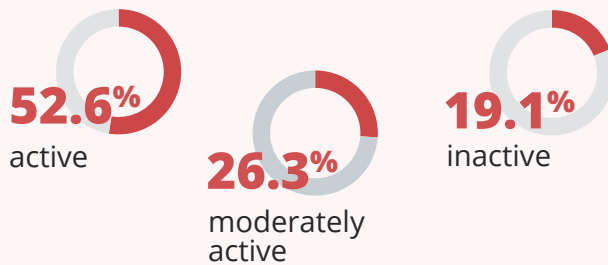
2015-2016

Southern Health-Santé Sud, 2019

Southern Health RHA



Manitoba



Quality of life


Community Survey,
June 2022



Self reported health

Community Survey, June 2022

Physical health



Mental health



Access to health services

Community Survey, June 2022

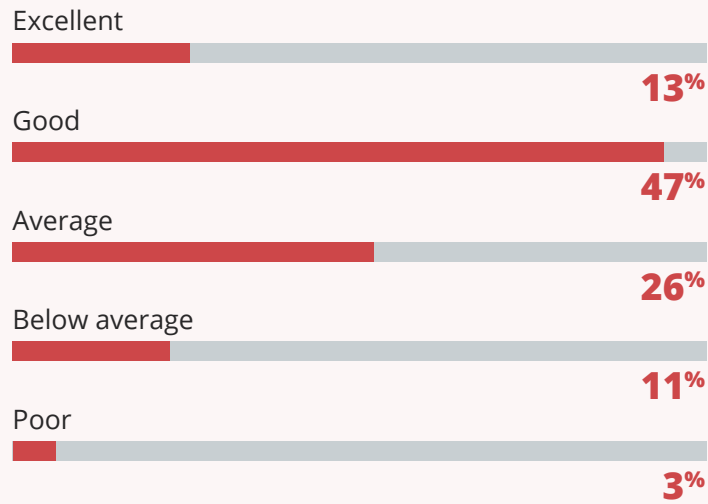


Image source: Yvette Guthbert

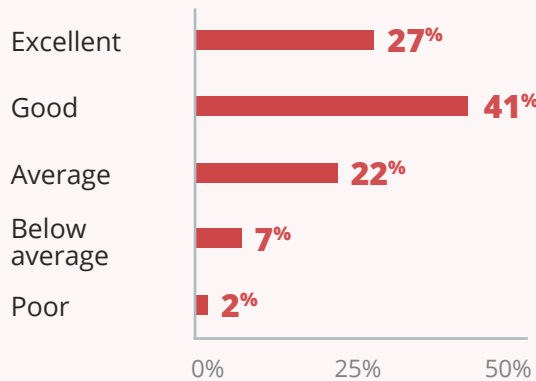
Food security

15%
of respondents
experienced
food insecurity

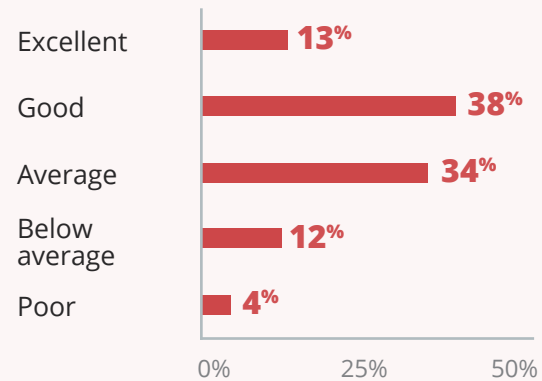
Access to food

Community Survey, June 2022

Nutritious food access



Cultural and/or traditional food access



TARGET

2.1



Image source: Terrie Todd



Image source: Yvette Cuthbert



Image source: Yvette Cuthbert

Participation in recreational activities

Community Survey, June 2022



1. Swimming



2. Golf



3. Soccer



4. Baseball



5. Hockey



6. Curling



7. Creative Arts



8. Dance



9. Music



10. Basketball



11. Volleyball



12. Gymnastics



13. Martial Arts



14. Ringette



15. Acting/Theatre

How often respondents exercise in a typical week

Community Survey, June 2022

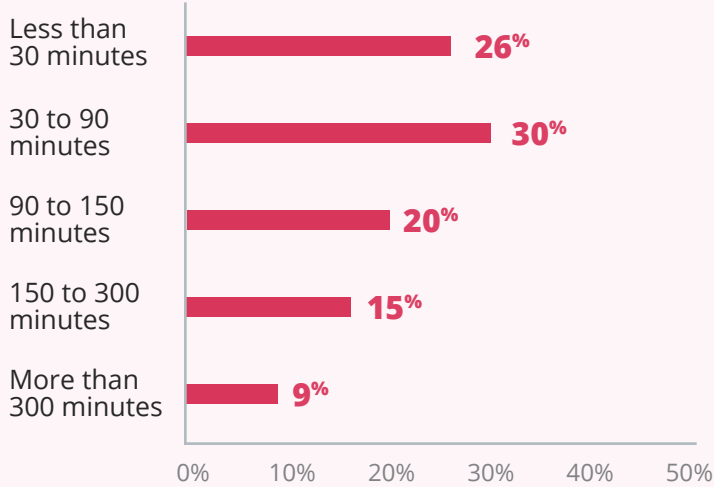
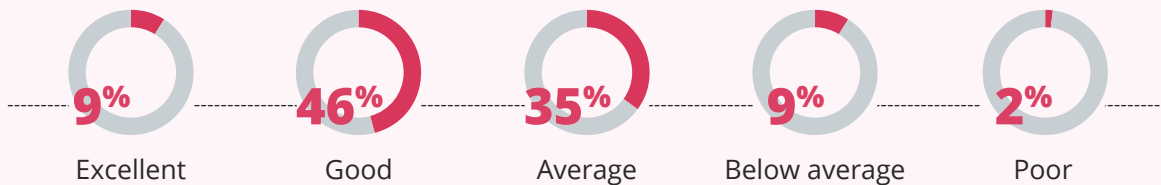


Image source: Yvette Cuthbert

Quality of recreational programs

Community Survey, June 2022



Top barriers to participating in recreational activities

Community Survey, June 2022



Image source: Yvette Cuthbert



SUSTAINABLE DEVELOPMENT GOAL TARGETS

TARGET

11-1

Ensure access for all to adequate, safe, and affordable housing and basic services and upgrade slums

Total private dwellings

Statistics Canada, 2021

City of
Portage la Prairie

6109 

RM of
Portage la Prairie

2456 

Average household size

Statistics Canada, 2021

City of
Portage la Prairie

2.3 
people


RM of
Portage la Prairie

2.5 
people

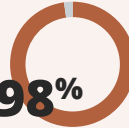
Suitable housing

Statistics Canada, 2021

City of Portage
la Prairie

95% 
suitable

RM of Portage
la Prairie

98% 
suitable

Dwelling type

Statistics Canada, 2021



Single detached
house

City

70%

RM

88%



Apartment

City

20%

RM

1%



Semi-detached
or row house

9%

9%



Other

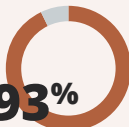
2%

3%

Housing condition

Statistics Canada, 2021

City of Portage
la Prairie

93% 
adequate

RM of Portage
la Prairie

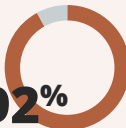
92% 
adequate



Image source: Yvette Cuthbert

Affordable Housing

Statistics Canada, 2021

83%

affordable

**City of Portage
la Prairie**



92%

affordable

**RM of Portage
la Prairie**




Image source: Yvette Cuthbert

Core housing need

Statistics Canada, 2021

City of Portage la Prairie

In core need



8%

RM of Portage la Prairie

In core need



2%

TARGET 11:1

Real Estate Prices

Brandon Real Estate Board

Average Price, 2021



\$225,242

City of Portage la Prairie



\$239,433

RM of Portage la Prairie

Median Price, 2021



\$210,250

City of Portage la Prairie



\$256,250

RM of Portage la Prairie

Tenure

Statistics Canada, 2021



Own

City RM

65% 83%



Rent

35% 17%

New housing construction

Canada Mortgage and Housing Corporation, 2021 (City of Portage la Prairie)



70

Starts



149

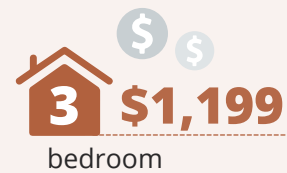
Completions



Image source: Yvette Cuthbert

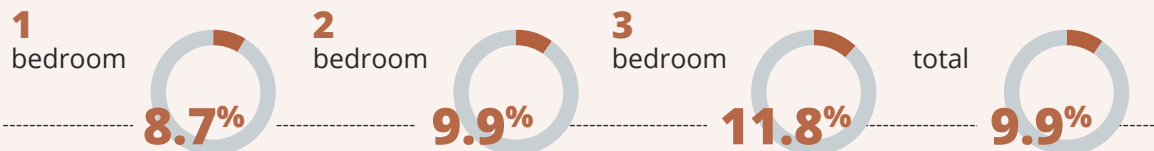
Average rent

Canada Mortgage and Housing Corporation, 2021



Vacancy rate for rentals

Canada Mortgage and Housing Corporation, 2021



Top housing issues in Portage

Community Survey, June 2022

1. High cost of renting
2. High cost of buying a home
3. Homes in need of maintenance repair
4. Lack of supportive housing
5. Low availability of rentals
6. Lack of downsizing options for seniors

Forms of housing missing in Portage

Community Survey, June 2022

1. Emergency housing and homeless shelters
2. Assisted living facilities
3. Single-detached homes
4. Duplexes, rowhouses, and townhouses
5. Cooperative Housing
6. Small apartment buildings



Image source: Yvette Cuthbert

Portage Community Revitalization Corporation, 2019

75%

of respondents feel that Portage is a welcoming and friendly city for Urban Indigenous People

36%

of respondents said they had experienced discrimination in the previous six months

69%

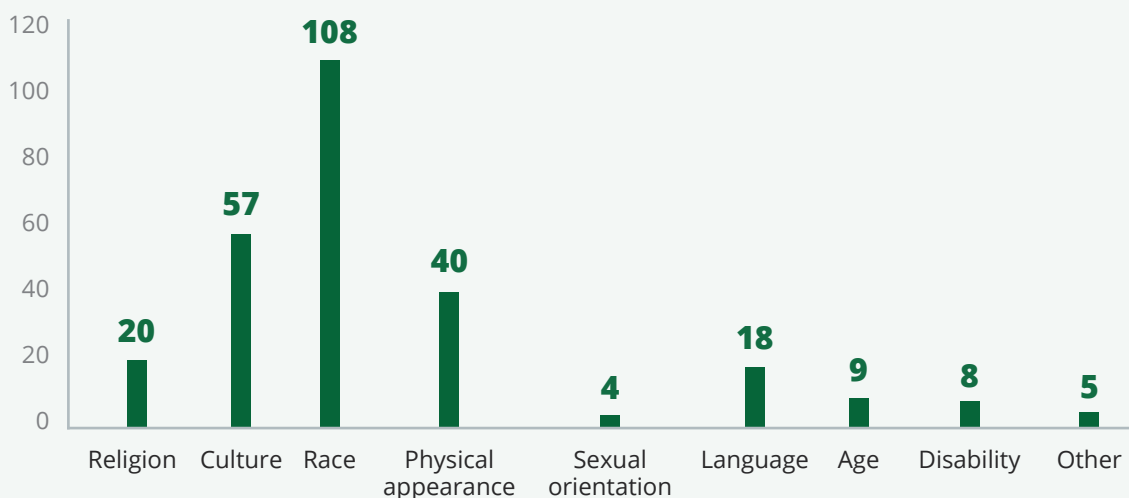
felt that relationships between Indigenous and Non-Indigenous people in Portage were improving

92%

of respondents think there needs to be more education on the Truth and Reconciliation Commission of Canada Calls to Action in Portage

Types of discrimination experienced

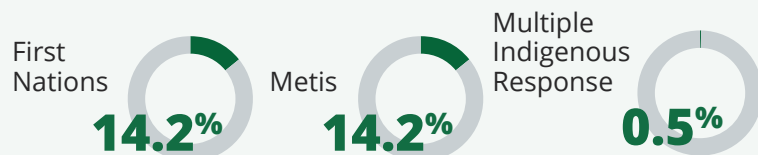
Portage Community Revitalization Corporation, 2019



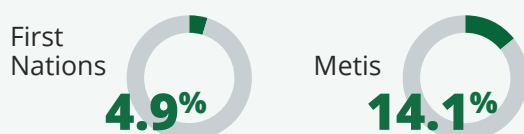
Indigenous Population

Statistics Canada, 2021

City | 29.1% of population

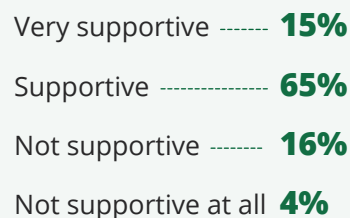


Rural Municipality | 19.3% of population



Does Portage, as a community, support reconciliation?

Community Survey, June 2022



Portage la Prairie Residential School

Closed in 1975



70%

of respondents did not think there are enough cultural spaces in Portage where Indigenous and non-Indigenous people can learn, practice, and celebrate traditional cultural activities

Portage Community Revitalization Corporation, 2019

Actions that support reconciliation

Community Survey, June 2022

1. Support initiatives that foster relationships between Indigenous and non-Indigenous residents
2. Work to address systemic racism
3. Celebrate Indigenous arts and culture
4. Improve relationships with Indigenous organizations
5. Provide Indigenous education to residents and staff
6. Increase services and supports for Indigenous residents
7. Increase Indigenous representation municipal boards and committees



SUSTAINABLE DEVELOPMENT GOAL TARGETS

- | | | |
|---------------|-------------|---|
| TARGET | 10.2 | Empower and promote the social, economic and political inclusion of all, irrespective of age, sex, disability, race, ethnicity, origin, religion or economic or other status |
| TARGET | 10.3 | Ensure equal opportunity and reduce inequalities of outcome, including by eliminating discriminatory laws, policies and practices and promoting appropriate legislation, policies and action in this regard |
| TARGET | 10.7 | Facilitate orderly, safe, regular and responsible migration and mobility of people, including through the implementation of planned and well-managed migration policies |

Immigration status

Statistics Canada, 2021

City of Portage la Prairie

Non-immigrant	89%
Immigrants	9.3%
Non-permanent resident	1.8%

RM of Portage la Prairie

Non-immigrant	94.9%
Immigrants	4.9%
Non-permanent resident	0.2%

TARGET 10.7

Generation status

Statistics Canada, 2021

City of Portage la Prairie

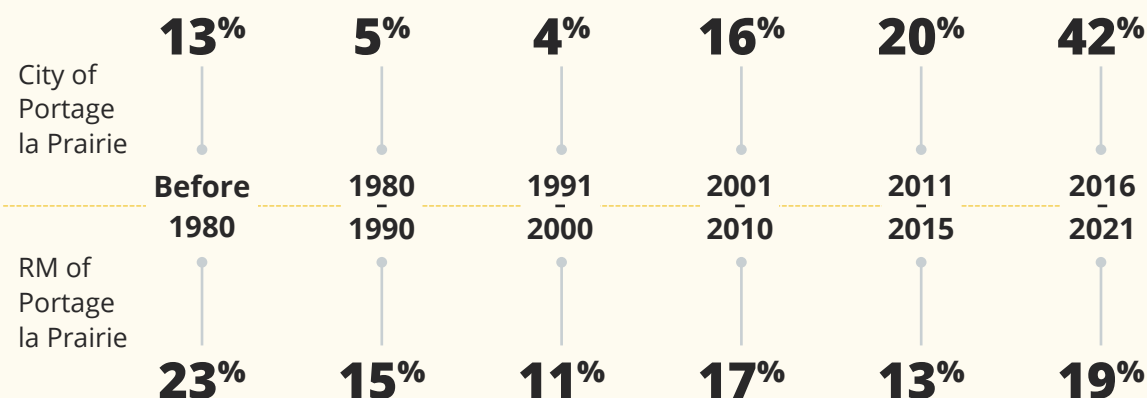
First Generation	11.8%
Second Generation	10.2%
Third Generation	78%

RM of Portage la Prairie

First Generation	6%
Second Generation	9.5%
Third Generation	84.6%

Period of immigration

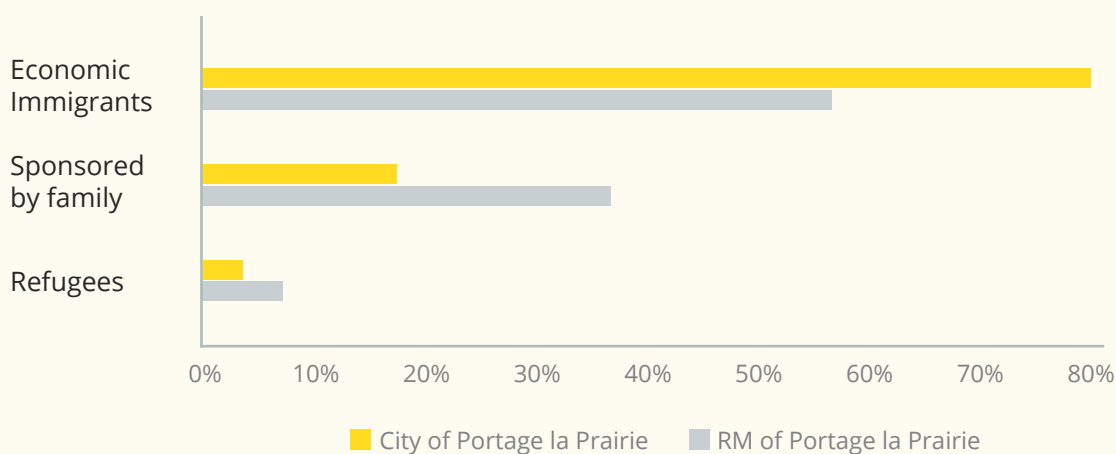
Statistics Canada, 2021





Immigration admission category and applicant type


Statistics Canada, 2021



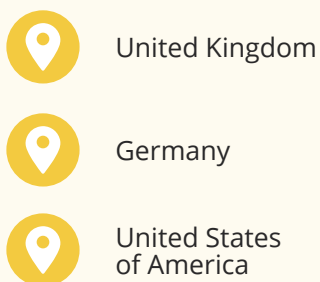
Top selected places of birth for the immigrant population

Statistics Canada, 2021

City of Portage la Prairie




RM of Portage la Prairie




Knowledge of official languages

Statistics Canada, 2021

City of Portage la Prairie



RM of Portage la Prairie



Top languages spoken at home (besides English)

Statistics Canada, 2021

City of Portage la Prairie

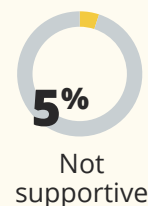
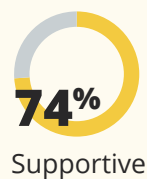
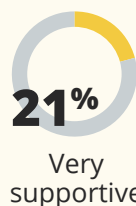
- Tagalog
- Punjabi
- Spanish
- Malayalam
- Gujarati

RM of Portage la Prairie

- German
- Spanish
- French

Does Portage, as a community, support newcomers?

Community Survey, June 2022



52%

of newcomers were unable to find employment related to their profession

Portage Local Immigration Partnership, 2020

94%

of newcomers said Portage provided educational opportunities for newcomers

Portage Local Immigration Partnership, 2020

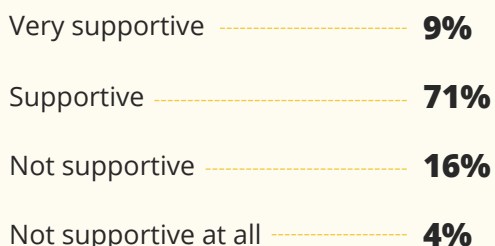
Actions to support newcomers

Community Survey, June 2022

1. Increase learning opportunities for English as an additional language
2. Provide support for professional accreditation for foreign credentials
3. Offer more culturally-appropriate programs and services
4. Increase job opportunities for newcomers

How respondents rate the level of supports/programs for people who identify as 2SLGBTQ+

Community Survey, June 2022



TARGET

10.2

TARGET

10.3

Actions needed to support 2SLGBTQ+ community members

Community Survey, June 2022

1. Provide education and awareness to residents and staff on 2SLGBTQ+ history, issues, and experiences
2. Increase services and supports for 2SLGBTQ+ residents
3. Support and invest in Pride initiatives
4. Increase 2SLGBTQ+ representation municipal boards



Image source: City of Portage la Prairie

SUSTAINABLE DEVELOPMENT GOAL TARGETS

TARGET

16.1

Significantly reduce all forms of violence and related death rates everywhere

Crime data

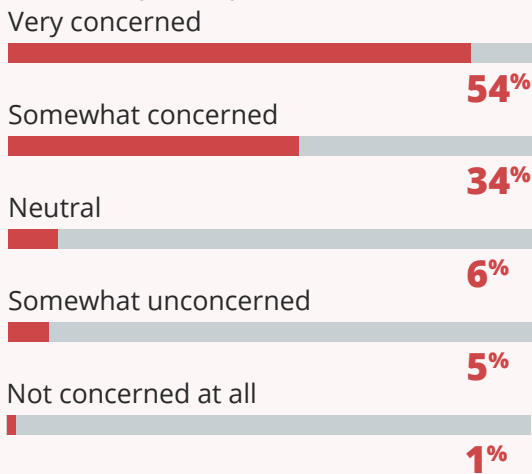
Statistics Canada, 2021

Total violent Criminal Code incidents	671	Total other Criminal Code traffic violations	21
Total property crime violations	1,148	Total drug violations	110
Total other Criminal Code violations	1,082	Youth Criminal Justice Act	2
Total impaired driving	51	Total other Federal statutes	11

TARGET 16.1

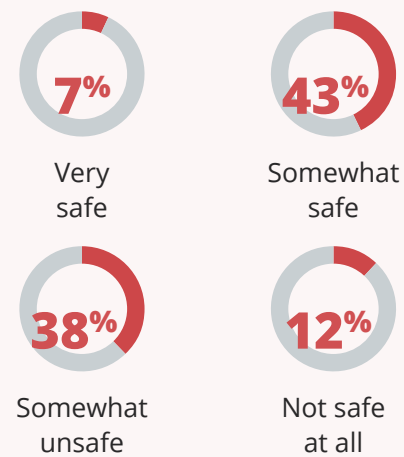
Perception of crime

Community Survey, June 2022



Perception of safety

Community Survey, June 2022



Total persons charged per 100,000 population

aged 12 years and over

Statistics Canada, Incident-based crime, 2022

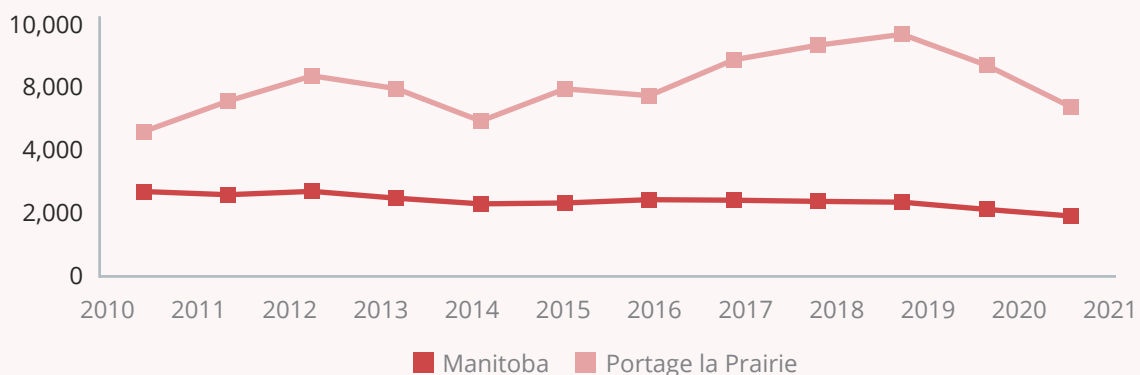




Image source: Yvette Cuthbert

SUSTAINABLE DEVELOPMENT GOAL TARGETS

TARGET

5-5

Ensure women's full and effective participation and equal opportunities for leadership at all levels of decision-making in political, economic and public life

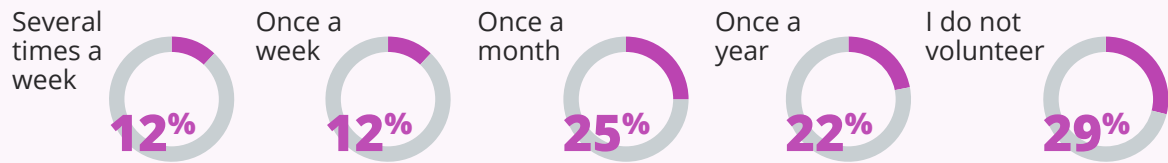
TARGET

16-7

Ensure responsive, inclusive, participatory and representative decision-making at all levels

Volunteering

Community Survey, June 2022



Participation in local organizations

Community Survey, June 2022

Neighbourhood, civic, or community association	25%	Cultural or educational group	17%
Religious-affiliated group	22%	Service club	12%
School group	18%	Other	11%
Union or professional association	18%	Political party or group	2%



Image source: Yvette Cuthbert

Gender equality in politics

Municipal

City of Portage la Prairie



Mayor
Female



Councillors
1 female, 5 male

RM of Portage la Prairie



Reeve
Male



Councillors
0 female, 7 male

Provincial



**Member of the
Legislative Assembly,
Portage la Prairie**
Male

Federal



**Member of Parliament,
Portage-Lisgar**
Female

TARGET

5•5

“
***The diversity of the community, a feeling
that everyone can find a good place to
call home where they feel they belong.***
”

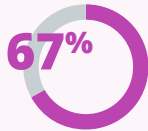
Image source: Yvette Cuthbert

Voter turnout

Elections Canada, 2021

Federal Election
(Portage-Lisgar)

45,697 / **68,241**
votes / electors on list



Voter turnout

TARGET 16-7**Voter turnout**

Elections Canada, 2019

Provincial Election
(Portage la Prairie)

6,945 / **14,279**
votes / electors on list



Voter turnout

TARGET 16-7

Image source: Yvette Cuthbert

DATA SOURCES

Community Survey

- Online survey conducted between June 6 – 27, 2022
- 695 respondents

Secondary Data Sources

- Statistics Canada
- Province of Manitoba
- Southern Health-Santé Sud
- Canada Mortgage and Housing Corporation
- Portage la Prairie Community Revitalization Corporation
- Climate Atlas of Canada
- City of Portage
- RM of Portage
- Municipal Energy and Emissions Database

Focus Group Attendees

- Portage la Prairie & District Chamber of Commerce
- United Way Central Plains
- Portage District General Hospital Foundation
- Prairie Fusion Arts & Entertainment
- Portage Terriers
- Family Resource Centre
- Fort la Reine Museum
- Big Brothers Big Sisters of Central Plains
- Portage la Prairie Regional Library
- Portage Services for Seniors
- Portage la Prairie Community Revitalization Corporation
- Herman Prior Activity Centre
- Prairie Harbour



Image source: Yvette Cuthbert

2023

COMMUNITY ASSESSMENT

FOR PORTAGE LA PRAIRIE